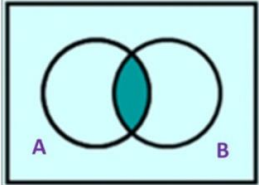




# New Maths GCSE: P6 - Venn Diagrams Notation

Name:.....

Date:.....



What region is represented by the Venn Diagram?

<b>A)</b> $A \cup B$	<b>C)</b> $A \cap B$
<b>B)</b> $A \cup B'$	<b>D)</b> $A$

Correct Answer: A B C D

Explanation:

.....

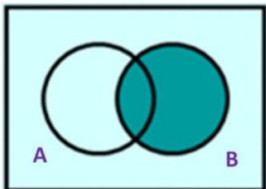
.....

.....

.....

.....

.....



What region is represented by the Venn Diagram?

<b>A)</b> $A' \cup B$	<b>C)</b> $A' \cap B$
<b>B)</b> $A$	<b>D)</b> $B$

Correct Answer: A B C D

Explanation:

.....

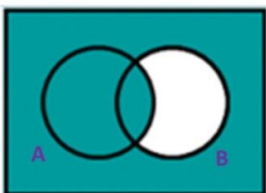
.....

.....

.....

.....

.....



What region is represented by the Venn Diagram?

<b>A)</b> $A \cup B'$	<b>C)</b> $A \cap B'$
<b>B)</b> $A' \cup B$	<b>D)</b> $A' \cap B$

Correct Answer: A B C D

Explanation:

.....

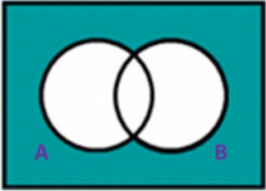
.....

.....

.....

.....

.....



What region is represented by the Venn Diagram?

<b>A)</b> $A \cup B$	<b>C)</b> $A \cap B$
<b>B)</b> $A' \cup B'$	<b>D)</b> $A' \cap B'$

Correct Answer: A B C D

Explanation:

.....

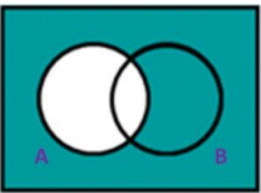
.....

.....

.....

.....

.....



What region is represented by the Venn Diagram?

<b>A)</b> $A' \cup B$	<b>C)</b> $B$
<b>B)</b> $A'$	<b>D)</b> $A' \cap B$

Correct Answer: A B C D

Explanation:

.....

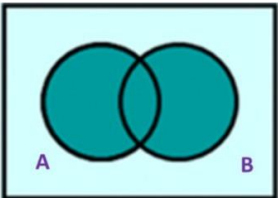
.....

.....

.....

.....

.....



What region is represented by the Venn Diagram?

<b>A)</b> $A + B$	<b>C)</b> $A \cup B$
<b>B)</b> $A' \cap B'$	<b>D)</b> $A \cap B$

Correct Answer: A B C D

Explanation:

.....

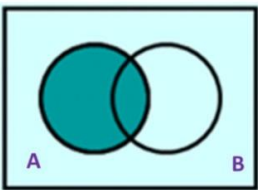
.....

.....

.....

.....

.....



What region is represented by the Venn Diagram?

<b>A)</b> $A \cup B'$	<b>C)</b> $A \cap B'$
<b>B)</b> $A$	<b>D)</b> $B$

Correct Answer: A B C D

Explanation:

.....

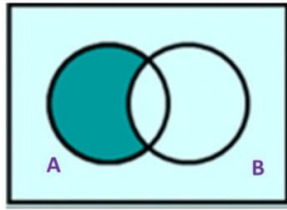
.....

.....

.....

.....

.....



What region is represented by the Venn Diagram?

- |   |  |
|---|--|
| <input type="checkbox"/> A) $A \cup B'$ | <input type="checkbox"/> C) $A' \cap B'$ |
| <input type="checkbox"/> B) $A \cap B'$ | <input type="checkbox"/> D) $B'$         |

Correct Answer: A B C D

Explanation:

.....

.....

.....

.....

.....

.....